

ELECTION INSPECTOR TRAINING -Election Day

February 27 Presidential Primary

MARQUETTE CITY
CLERK'S OFFICE

- Intro
- Sign in / Direct Deposit
- Future Dates
- Thank you

WELCOME

- State Law: Training every other year
- Changes to laws, equipment, processes
- Elections are not a daily occurrence

WHY ARE YOU HERE?

- You are the face of the City and the Clerk's Office
- Positive attitude in the face of voter confusion, apprehension

“CUSTOMER” SERVICE

- Recent changes and the impact on election day
- Opening polls
- Processing voters
- AV ballots in precincts
- Assisting voters
- Spoiled ballots and “What If”
- Voters who have moved
- Missing registrations
- Challengers and watchers
- Campaigners and pollsters
- Closing polls
- Write-in Votes
- Ballot Security

TONIGHT’S AGENDA

- AV - Absentee Voters/Absentee Ballots
- ICP - ImageCast Precinct - Tabulator
- ICX/VAT - Voter Assist/Touchscreen Terminal
- Ballot Bag - Canvas Bag for voted ballots
- Transfer Container - Black Cart for all materials
- EPB - Electronic Poll Book - laptop used in precinct

DEFINITIONS

- Workers report to precinct by 6 a.m.
- Oath of Office
- Prepare the precinct
- Polls open at 7 a.m.
- Voting
- Polls close at 8 p.m.
- Clean up precinct

ELECTION DAY: A BRIEF OVERVIEW

Election Day Impacts

- Type of Election
- Early Voting
- Tabulation of AV ballots in person
- Precinct Consolidation

Steady In Precincts

Turnout varies based on the type of election. State Primaries are busier than local elections. State Generals have higher voter turnout than primaries. Presidential Primaries and Presidential Elections are every 4 years and are unique.

Presidential Primary -Turnout

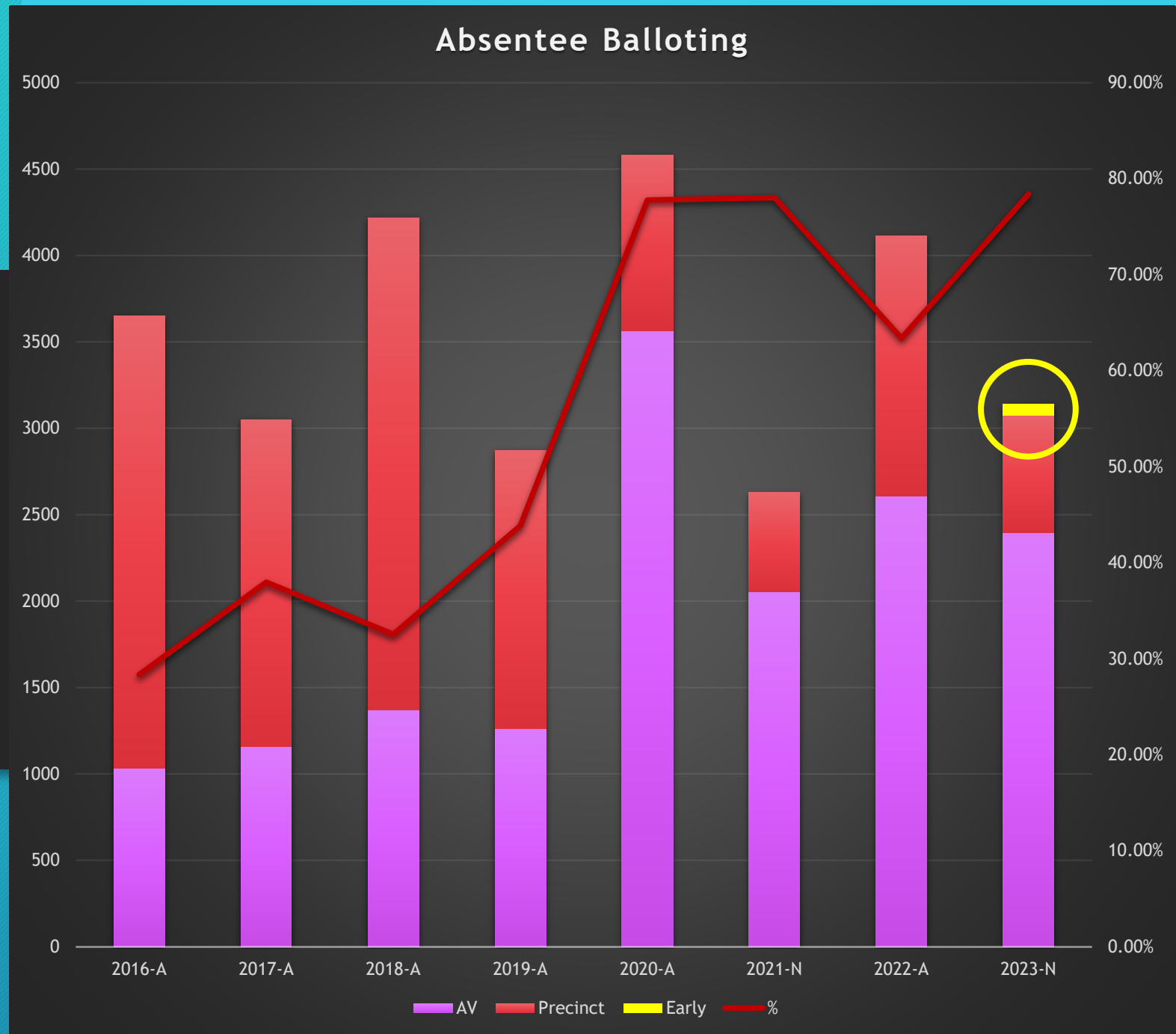
2024: Early Voting + AV in person = ?
2020: 35.45%
2016: 40.89%

Presidential Election -Turnout

2024: Early Voting + AV in person = ?
2020: 70.43%
2016: 68.48%

No-reason absentee took effect after 2018.

Moderate
in-person
turnout



AV Comparison 2020 v. 2024

- Ballot size impacts turnout
- March 2020 Presidential Primary
 - 14,202 residents were registered to vote
 - 5,035 35.45 %voter turnout
 - Absentee Voters
 - 1,845 Absentee Ballots Sent
 - 1,729 Ballots Returned - 93.71% return rate
- February 2024 Presidential Primary
 - 14,718 residents are registered to vote
 - Absentee Voters
 - Ballots Sent: 2,672
 - Ballots Returned:

3,306 Total In-person
Voters, Across 7 precincts

Addition of Early Voting
and AV Tabulation In
Precinct, and Precinct
Consolidation



Early Voting - Election Day Impact

- Proposal 22-2
- City of Marquette participated in statewide pilot program
 - 68 voters across 4 days
- An additional option for voters
 - Vote Early
 - Vote by Absentee Ballot
 - Vote In-person on Election Day

What does this mean for in-person turnout on election day?

Precinct Consolidation -Election Day Impact

- Change in state law allows for up to 4,999 registered voters per precinct
- Polling Locations
 - 1 and 2 at Baraga Gym
 - 3 and 4 at the YMCA

Benefits

Staffing

Reduced Costs

Clerks will be more easily accessible

Old Precinct

New Precinct

1 & 3



1

2




2

4 & 5



3

6 & 7



4

- Take *and sign* the oath of office
- Check all forms and supplies
- Verify physical voting area > eye to ballot secrecy
- Inspect ballot box - three compartments
- Verify ICP serial and seal # against certificate
- Power on ICP and EPB

OPENING THE POLLS

E-Poll Book Log In Screen

- Encryption Password is found in the Chair book
- This then brings you down to the Username/Password area

1

Electronic Poll Book

Login

1 Please enter the encryption password selected when this software was setup.

Encryption Password 2 Enter

2 Please enter a username and password to login.

User Name:

User Password: 3 Enter

Note: This application shuts down automatically after four unsuccessful login attempts.

Shutdown

- Each election worker will have their own unique login.
- UN: first letter of your first name and your full last name
- PW: first and last name and the precinct number you are in. The first letter of your first and last name is capitalized, and there are no spaces.

Example: Rachel Quayle is an election worker in precinct 3.

Username: rquayle

Password: RachelQuayle3

Individual Logins

ICP Ballot Box




COMPARTMENTS

MAIN WRITE-IN AUXILIARY


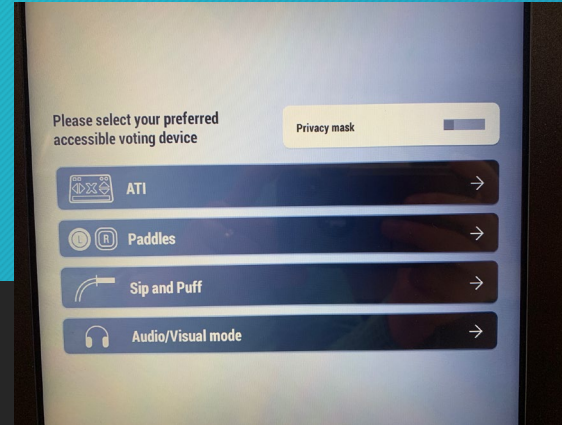
Make
Sure
Slot is
closed
and
door is
locked



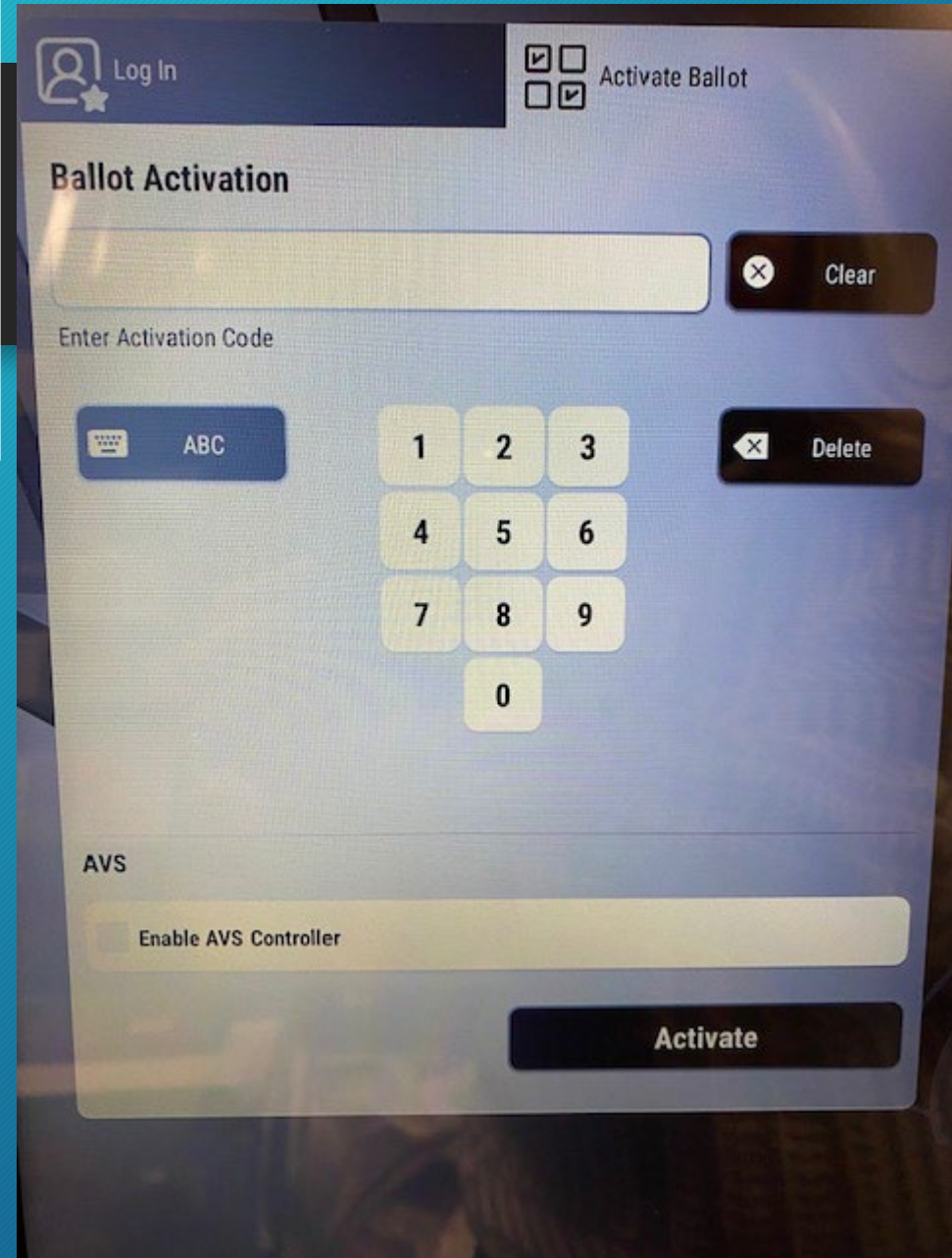

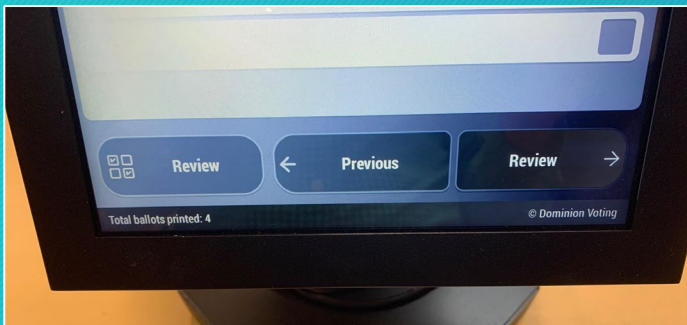
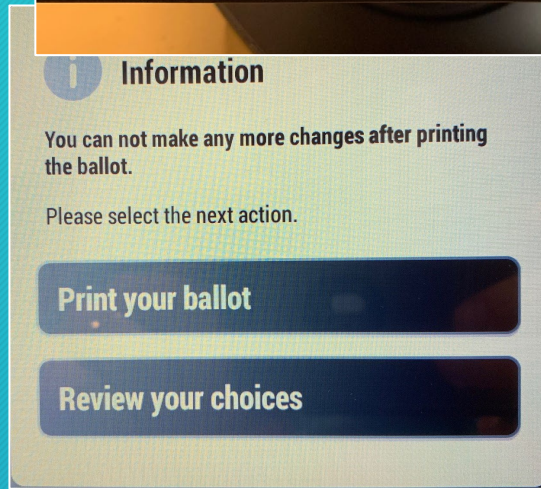
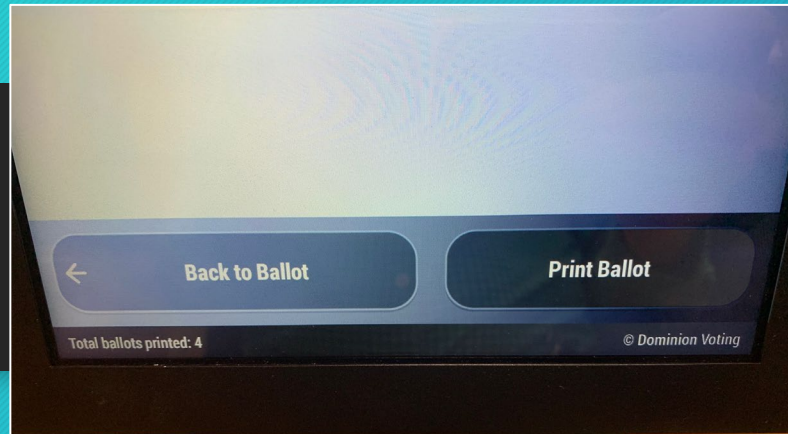
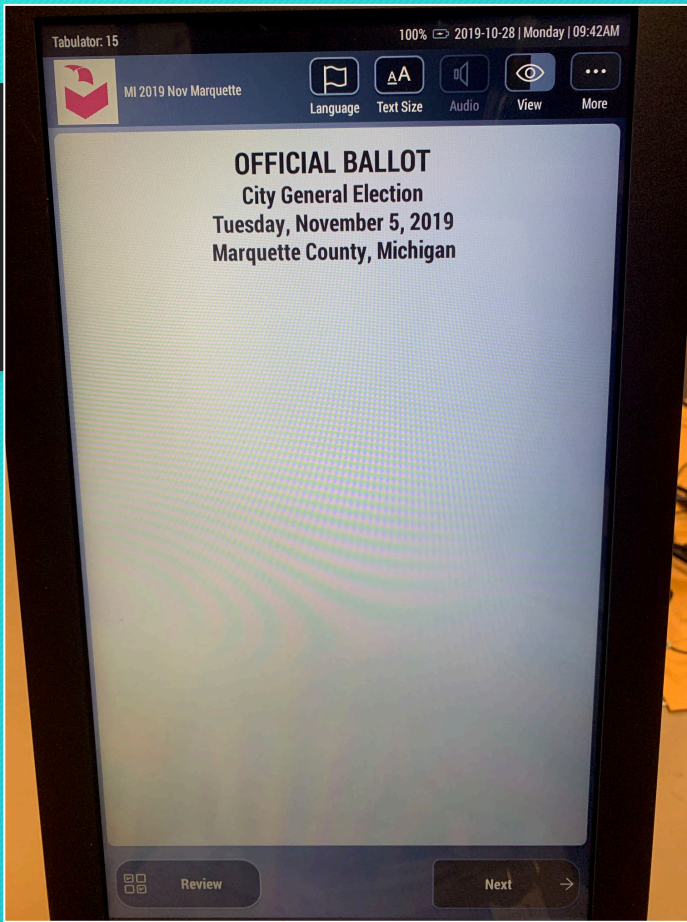
If there are valid write-in candidates, make sure this door is CLOSED



SEALS ON
THE ICP



Card marked “Accessible” provides various voting options.
“Standard” will take you straight to a ballot.



- Verify the public count on the ICP is 0 - Each ballot adds 1
- Print a test ballot on the ICX
- Sign the bottom of the ICP tape (zero tape) and sign the certificate
- Check *all of the boxes*
- Open the polls at 7 a.m.

OPENING THE POLLS

ICP ZERO TAPE

1

Compare the offices listed with those listed on your ballots

2

After signature, roll this tape up and secure it behind the tabulator door

3

Do not tear the Zero Tape off at this time

THE POLLS AND PRINTING OF THIS RECORD AND CAN VERIFY THAT ALL CANDIDATE VOTE TOTALS ARE ZERO AT THIS TIME.

Name

Signature

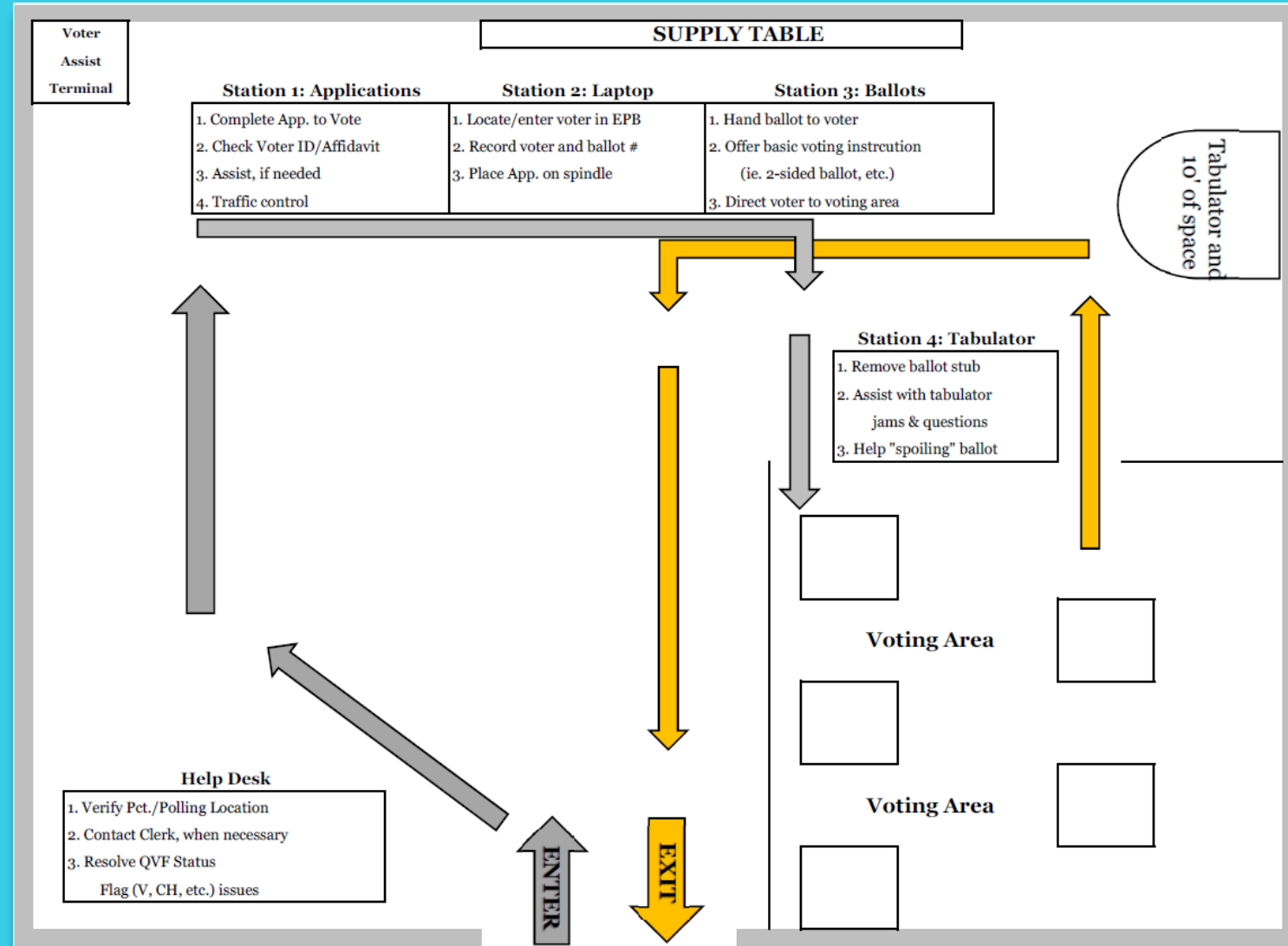
Name

Signature

PRESIDENT (1)	
George Washington (Federalist Party):	0
Thomas Jefferson (Democratic-Republican Party):	0
Abraham Lincoln (Republican Party):	0
Theodore Roosevelt (Republican Party):	0
Franklin Delano Roosevelt (Democratic Party):	0
John F. Kennedy (Democratic Party):	0
Ronald Reagan (Republican Party):	0
Write-in:	0
Total Votes:	0

FAVORITE SPORTS

Processing Voters: Sample Precinct



APPLICATION TO VOTE

- Application = Ballot
- Review the Voter's Application
 - Applicant face to Photo ID
 - Check application against EPB for birth day/month and address
 - Verify voter was not issued AV ballot
 - Verify there are no status flags to be addressed
 - Enter the Voter No.
 - Enter the Ballot No.
 - Initial the application

New: Application travels with voter to tabulation station!

Michigan Application to Vote/ Ballot Selection Form

Picture ID must be shown unless it's not in the voter's possession. A voter without ID may instead complete the *Affidavit of Voter Not in Possession of Picture ID* on the back of this form and vote a regular ballot.

Presidential Primary

Election Date _____ Precinct _____

PRINT NAME: _____

DATE OF BIRTH: _____

RESIDENCE ADDRESS: _____

I certify that I am a United States citizen and a registered and qualified elector in this precinct, and hereby make application to vote at this election.

SIGN HERE X _____

SIGNATURE OF VOTER

ELECTION INSPECTOR COMPLETES

ID AFFIDAVIT ON REVERSE COMPLETED

Ballot Style _____

Ballot No. _____

Voter No. _____

ELECTION INSPECTOR INITIALS _____

SELECT BALLOT TYPE HERE

I hereby request the ballot type marked below for this election. (You must select **one** ballot type below. If you do not select a ballot type, a ballot will **not** be issued to you.)

SELECT ONLY ONE BALLOT TYPE.

Democratic Party
Presidential Primary Ballot

Republican Party
Presidential Primary Ballot

Ballot without Presidential Primary (if available). Note: This ballot choice is for voters not voting in the presidential primary who wish to vote on other proposals or candidates (if on ballot).

ACCEPTABLE PHOTO ID

- ✓ Michigan driver's license or Michigan PID card
- ✓ Current DL or PID from another state or federal
- ✓ Current U.S. Passport
- ✓ Current student photo ID - high school or accredited institute of higher education
- ✓ Current military photo ID
- ✓ Current tribal photo ID
- ✓ **NEW: Government ID**
 - ✓ Concealed Weapons Permit
 - ✓ Employee Badge

- (i) An operator's or chauffeur's license issued under the Michigan vehicle code, 1949 PA 300, MCL 257.1 to 257.923, or an enhanced driver license issued under the enhanced driver license and enhanced official state personal identification card act, 2008 PA 23, MCL 28.301 to 28.308.
- (ii) An official state personal identification card issued under 1972 PA 222, MCL 28.291 to 28.300, or an enhanced official state personal identification card issued under the enhanced driver license and enhanced official state personal identification card act, 2008 PA 23, MCL 28.301 to 28.308.
- (iii) A current operator's or chauffeur's license issued by another state.
- (iv) A current state personal identification card issued by another state.
- (v) A current state government issued photo identification card.
- (vi) A current United States passport or federal government issued photo identification card.
- (vii) A current military photo identification card.
- (viii) A current tribal photo identification card.
- (ix) A current photo identification card issued by a local government.**
- (x) A current student photo identification card issued by an educational institution.

PHOTO ID VERIFICATION



MICHIGAN- DRIVER LICENSE

S 100 100 100 100

NAME: **MARGE SAMPLE**

RESIDENCE: **123 NORTH STATE ST**

Sex: F Age: [blank] Lic Type: D Restrictions: [blank]

Marge Sample

APPLICATION TO VOTE – POLL LIST

Picture identification required: All Michigan voters must show a Michigan driver's license, a Michigan personal identification card or some other acceptable form of picture identification before voting. A voter who is unable to show picture identification must sign an affidavit asserting that he/she is not in possession of picture identification.

I hereby certify that I am a United States citizen and a registered and qualified voter, and hereby make application to vote at this election.

SIGN HERE *Marge Sample*

Print Name: Marge Sample

Date of Birth: 5/11/1984

Residence Address: 123 North State St

Date of Election: _____

Precinct No. _____

Ballot Style: Affidavit on reverse completed

AFFIDAVIT OF VOTER NOT IN POSSESSION OF PICTURE IDENTIFICATION

I, _____ hereby affirm that I am _____ (Print Name) not in possession of a driver's license, a state-issued personal identification card or any other acceptable form of picture identification and wish to vote.

By signing this affidavit, I swear/affirm that the statements made above are true.

SIGNATURE OF VOTER: X

Penalty: Making a false statement in this affidavit is perjury, punishable by a fine up to \$1,000.00 or imprisonment for up to 5 years, or both.

To be completed by Election Inspector

Sworn and subscribed to before me this _____ day of _____ I certify that the elector named above has completed the above affidavit in my presence.

X _____
Signature of Election Inspector

ADDRESS VERIFICATION

Michigan Application to Vote/ Ballot Selection Form

Picture ID must be shown unless it's not in the voter's possession. A voter without ID may instead complete the *Affidavit of Voter Not in Possession of Picture ID* on the back of this form and vote a regular ballot.

Presidential Primary

Election Date _____

Precinct _____

PRINT NAME: _____
DATE OF BIRTH: _____
RESIDENCE ADDRESS: _____

I certify that I am a United States citizen and a registered and qualified elector in this precinct, and hereby make application to vote at this election.

**SIGN
HERE**

X _____

SIGNATURE OF VOTER

ELECTION INSPECTOR COMPLETES

ID AFFIDAVIT ON REVERSE COMPLETED

Ballot Style _____

Ballot No. _____

Voter No. _____

ELECTION INSPECTOR INITIALS _____

SELECT BALLOT TYPE HERE

I hereby request the ballot type marked below for this election. (You must select **one** ballot type below. If you do not select a ballot type, a ballot will **not** be issued to you.)

SELECT ONLY ONE BALLOT TYPE.

Democratic Party
Presidential Primary Ballot

Republican Party
Presidential Primary Ballot

Ballot without Presidential Primary (if available). Note: This ballot choice is for voters not voting in the presidential primary who wish to vote on other proposals or candidates (if on ballot).

1. Swipe the voter's driver's license through the magnetic card reader or type the voter's name into the DLN/Name field, entering the last name first. If typing, select the correct voter and then you must click on "Lock this voter record," otherwise skip to Step 2.

Lock this voter record

2. Verify the voter's information provided on the *Application to Vote* is the same as what is in the EPB.
3. Click Regular ballot
4. Enter the next available ballot number in the **This ballot number will be assigned** box (this number will auto fill after the first number for the ballot style has been entered)
5. Click OK – the voter's name will now be added to the List of Voters

Election: 11/8/2016 - STATE GENERAL - BOHEMIA TOWNSHIP Precinct: 00001

Voter Search DLN / Name: MCQVF, T Search

This Precinct: Other | Unlisted

These voters are located within the selected inner precinct:

Voter Name	DOB
Mcqvf, Thomas Stuart	11/30/1966

Voter Details

Name: MCQVF, THOMAS STUART DOB: 11/30/1966

Address: 3500 E COURTNEY LAKE RD
MASS CITY MI 49948 Precinct: 00001
Ballot Style: 00069

Gender: M Reg. Date: 7/12/1977
Eff. Rg. Date: 11/29/1984

Rolling Location: ROUSSEAU TOWN HALL
572 ROUSSEAU RD
MASS CITY MI 49948

Issue a ballot: **3 Regular ballot** Record an absentee ballot

Affidavit ballot-prov Issue a ballot

Envelope ballot-prov

Challenged ballot

Undo Undo (N)

Unlock this voter without p

5) OK Cancel

You are about to issue a Regular Ballot to:

Mcqvf, Thomas Stuart 11/30/1966

This ballot number will be assigned: **4** 00000001 VAT Ballot

VOTING STATUS: Did not vote in precinct.

1 matching voters Total = 0

VOTERS WITHOUT PHOTO ID

- Verify Voter is on the List of Voters
- Voter completes and signs the Affidavit
- Inspector **ALSO SIGNS** the Affidavit
- Check the box on the front of the app indicating the affidavit is completed
- Continue the process as normal

A registered voter gets a ballot unless they:

- Have an ID and refuse to show it
- Don't have an ID and refuse to sign the affidavit

**AFFIDAVIT OF VOTER NOT IN POSSESSION
OF PICTURE IDENTIFICATION**

I, _____ hereby affirm that I am
(Print Name)

not in possession of a driver's license, a state-issued personal identification card or any other acceptable form of picture identification and wish to vote.

By signing this affidavit, I swear that the statements made above are true.

SIGNATURE OF VOTER: X _____

Penalty: Making a false statement in this affidavit is perjury, punishable by a fine up to \$1,000.00 or imprisonment for up to 5 years, or both.

To be completed by Election Inspector


Sworn and subscribed to before me this _____ day of _____, _____.

I certify that the elector named above has completed the above affidavit in my presence.

X _____
Signature of Election Inspector

***NEW EPB TOOL* Voter Not in Possession of Photo ID Report:**

- Not tied to individual voters
- Election inspectors should utilize the “Affidavits of Voter Without Photo ID” ticker located above the Voter Details box of the EPB:



VOTERS WITHOUT ID REPORTING

Tally of Voters Not in Possession of Photo ID Form

- Form is used as an inspector reminder

DATE: _____

PRECINCT: _____

TALLY OF VOTERS NOT IN POSSESSION OF PHOTO ID

RECORD THE NUMBER OF VOTERS THAT HAVE BEEN RECORDED IN THE E-POLL BOOK AS NOT IN POSSESSION OF PHOTO ID

EPB Instructions:

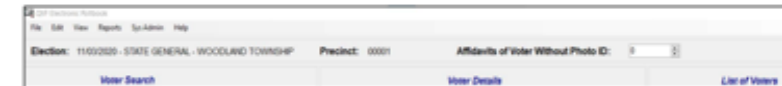
Record a Voter Not in Possession of Photo ID

The voter must complete an *Application to Vote*, and their photo identification must be verified or the *Affidavit of Voter Not in Possession of Picture Identification* must be completed before processing a ballot in the EPB software. When a voter uses the *Affidavit of Voter Not in Possession of Picture Identification*, click the up arrow to increment the *Affidavits of Voter Without Photo ID* counter, or click into the box, delete the number, and type in the new total. This count is not tied to an individual voter but is the running total for the precinct for the election.

This number will be uploaded to the Qualified Voter File with voting history, and clerk's office staff will be able to review and correct this number in QVF after the election.

To record a Voter Not in Possession of Photo ID:

1. Click the up arrow button next to the *Affidavits of Voter Without Photo ID* (or, click in the field, delete the number that's there, and type the new total)



The screenshot shows the EPB software interface. At the top, there is a menu bar with options: File, Edit, View, Reports, System, Help. Below the menu bar, the election information is displayed: Election: 1102200 - STATE GENERAL - WOODLAND TOWNSHIP, Precinct: 0001. To the right of this information is a field labeled "Affidavits of Voter Without Photo ID:" with a value of 0 and a small up arrow button next to it. Below the field, there are three buttons: "Voter Search", "Voter Details", and "List of Voters".

PLACE IN LOCAL CLERK ENVELOPE #3
Revised 9/2022

ISSUING A BALLOT TO A VOTER

- Upon verifying the voter's information:
 - Record the ballot number on the application, and in the EPB
- Place the ballot in a secrecy sleeve to give to the Voter
- Offer instruction on the voting process.
 - Single sided ballot
 - Darken the ovals in completely
- Direct the Voter to an available voting station

ISSUING A BALLOT

1. Swipe the voter's driver's license through the magnetic card reader or type the voter's name into the DLN/Name field, entering the last name first. If typing, select the correct voter and then you must click on "Lock this voter record," otherwise skip to Step 2.

Lock this voter record

2. Verify the voter's information provided on the *Application to Vote* is the same as what is in the EPB.
3. Click Regular ballot
4. Enter the next available ballot number in the **This ballot number will be assigned** box (this number will auto fill after the first number for the ballot style has been entered)
5. Click OK – the voter's name will now be added to the List of Voters

The screenshot displays the 'Voter Search' and 'Voter Details' sections of an election management system. The 'Voter Search' section shows a search for 'MCQVF, T' with one matching voter listed: 'Mcqvf, Thomas Stuart' with a DOB of 11/30/1966. The 'Voter Details' section for this voter is circled in green and includes the following information: Name: MCQVF, THOMAS STUART; DOB: 11/30/1966; Address: 3600 E COURTNEY LAKE RD, MASS CITY MI 49948; Precinct: 00001; Ballot Style: 00069; Gender: M; Reg. Date: 7/12/1977; Eff. Reg. Date: 11/29/1984; Polling Location: ROUSSEAU TOWN HALL, 572 ROUSSEAU RD, MASS CITY MI 49948. Below the details, the 'Issue a ballot' section has 'Regular ballot' selected. A dialog box titled 'You are about to issue a Regular Ballot to:' is open, showing the voter's name and DOB, and a field for the ballot number set to '00000001'. The dialog box has 'OK' and 'Cancel' buttons. The 'List of Voters' section on the right shows a table with columns for '#', 'Assigned To', and 'Ballot', currently empty. The bottom of the screen shows '1 matching voters' and 'Total = 0'.

DOUBLE CHECK INFO

Voter Search

DLN / Name:

These voters are located outside of the selected inner precincts:

		Voter Name	DOB
▶	?	ADAMS, ADRIAN DANIELE	12/01/1994
	?	ADAMS, CARRIE LYNN	08/12/1982
		ADAMS, CHEROKEY MARIE	11/02/1992
		ADAMS, DANIELLE RAE	10/27/1983
	?	ADAMS, DIANNE BLACKER	02/02/1955
		ADAMS, JACOB PAUL	01/10/1998
		ADAMS, JAMES HARMON	03/07/1970
	?	ADAMS, KATELYNN INEZ	04/13/1995
		ADAMS, KELLY LYNN	03/23/1981
		ADAMS, ODESSA DAWN	05/02/1985
		ADAMS, OLIVIA JACLYN	04/13/1995
	?	ADAMS, PETER JAMES	01/19/1989
	?	ADAMS, PETER JOHN	06/04/1982
		ADAMS, ROBERT ZACHARY	03/29/1990
		ADAMS, STEVEN ANTHONY	03/04/1989
		ADAMS, TAYLOR RAE	07/12/1991
		ADAMS, TREVOR SCOTT	05/03/1995
		ADAMS, VIRGINIA ANN	11/13/1985

CORRECTIONS

Correcting Mistakes

If a voter is selected in error, simply click **Unlock this voter without performing any action** to return to the main screen.

If an entry mistake occurs, whether the wrong ballot number or the wrong voter was issued a ballot, using the **Undo** function will aid in correcting the mistake.

To correct a mistake:

1. Search for the voter, using the DLN/Name search box
2. Select the voter
3. Click Lock this voter record
4. Click Undo
5. Click Yes

Issue a ballot

Regular ballot

Affidavit ballot-provisional

Envelope ballot-provisional

Challenged ballot

Undo Undo (Nothing to undo)

Unlock this voter without performing any action

Voter Remarks Label

Other actions

Record an absentee ballot

Spoil a ballot

Reject a ballot

QVF Electronic Pollbook

File Edit View Reports Sys Admin Help

Election: 8/2/2016 - STATE PRIMARY - BOHEMIA TOWNSHIP Precinct: 0001

Voter Search

DLN / Name: JMCQ Search

This Precinct Other Unlisted

These voters are located within the selected inner precinct:

Voter Name	DOB
Mcqf, Agatha Christie	8/17/1955
Mcqf, Ann Marie	6/9/1964
Mcqf, Barbara Ann	3/12/1964
Mcqf, Carlene Carys	3/6/1968
Mcqf, Carrie Ann	10/5/1965
Mcqf, Dean Gene	1/9/1936
Mcqf, Dylan Shane	2/14/1946
Mcqf, Gary Owen	11/8/1942
Mcqf, George David	4/1/1934
REG Mcqf, Heather Rose	6/8/1932
Mcqf, Jason Aavid	12/1/1945
REG Mcqf, Jeffrey Alan	11/2/1954
AV Mcqf, Jennifer Lynn	5/18/1964
Mcqf, Johnathon Michael	3/18/1943
Mcqf, Kathryn Michelle	12/6/1925
Mcqf, Kelly Michelle	6/7/1978
Mcqf, Kristi Ann	6/7/1962
AV Mcqf, Liam Daniel	5/9/1973

35 matching voters

Voter Details

Name: DOB:

Address: Precinct:

Gender: Temp Perm Ballot Style:

Reg. Date: EIR. Rg. Date:

Polling Location: ROUSSEAU TOWN HALL 572 ROUSSEAU RD MASS CITY MI 49948 Geography:

If you need to perform an action for this voter, such as issuing or spoiling a ballot, then you must first LOCK THIS VOTER by clicking this button:

Lock this voter record

If you do not LOCK this voter, and no changes

Voter's Status is Regular Ballot [000000] VOTING STATUS: Vote

List of Voters

Assigned To	Ballot
1 Mcqf, Thomas Stuart	00000000
2 Mcqf, Heather Rose	00000002
3 Mcqf, Mary Ellen	00000004
4 Mcqf, Jennifer Lynn	00000005
5 Mcqf, Jeffrey Alan	00000006
6 Mcqf, Jason Aavid	00000007
7	

Issue a ballot

Regular ballot

Affidavit ballot-provisional

Envelope ballot-provisional

Challenged ballot

Undo Undo (Issuance of ballot [00000005])

Unlock this voter without performing any action Confirm

Other actions

Record an absentee ballot

Spoil a ballot

Reject a ballot

AV Ballots in the Precinct

1. Voter does not possess their AVB
2. Voter possess their AVB
 1. Surrender AVB and vote new ballot
 2. Tabulate AVB

Read Status Flag (options)

- Voter has been sent an AVB
- Voter has been sent/returned AVB

AV Ballots in the Precinct - Voter does not possess their ballot

The status flag will indicate voter has been sent an AVB but has not yet returned it.

1. Worker asks if the voter has their AVB. If no, then...
2. Worker calls Clerk's office to verify ballot remains unreturned
3. Worker has voter fill out form: *Affidavit of Lost or Destroyed AV Ballot*
4. Voter may vote; worker issues ballot as normal

AV Ballots in the Precinct - Voter possesses their ballot

The status flag will indicate voter has been sent an AVB but has not yet returned it.

1. The voter may tabulate their AV ballot. Direct them to complete an Application to Vote as normal. Ask the voter to carefully expose their ballot number on the ballot stub. Once ballot number is verified, provide the voter with a secrecy sleeve and direct them to a voting booth. The EPB will have a button to mark the voter as having voted an AVB in the precinct.
 - a. If the number cannot be verified, the voter should surrender the ballot and get a new one.
2. If the voter does not wish to vote their AVB, but wants to vote in the precinct, they will surrender their ballot.
 - a. Have voter place ballot in their AVB envelope, sign the envelope and write surrender
 - b. Have voter fill out application to vote and process as normal

OFFERING INSTRUCTION

- Offer instructions on the entire ballot
- For February this will include an explanation of:
 - Single-sided ballot
 - Darken ovals completely
 - Read instructions carefully
- If a voter needs instruction after entering the booth, it must come from two inspectors of different party affiliation

AT THE TABULATOR

Instruct Remove the ballot stub and take application to vote - verify the ballot number. Then instruct the voter to feed the ballot into the tabulator

Always Remain 10 feet away

Problems If the ballot is rejected, direct the voter to read the ICP screen

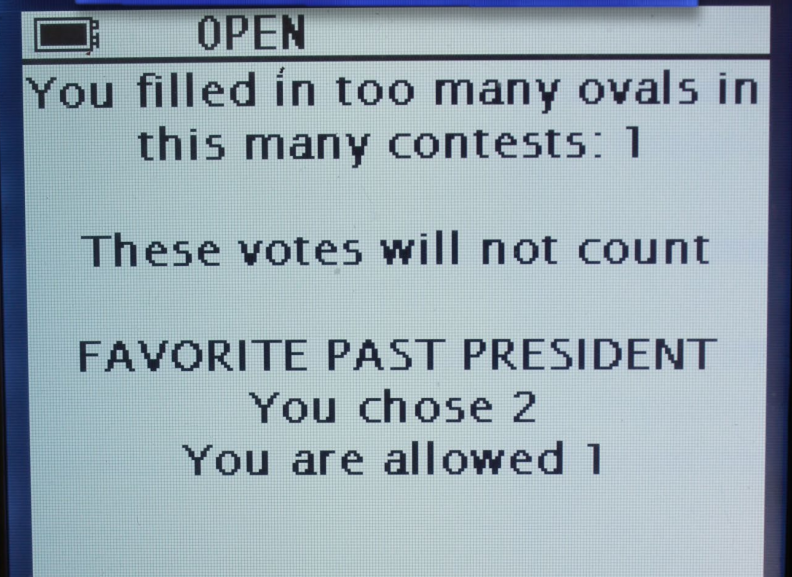
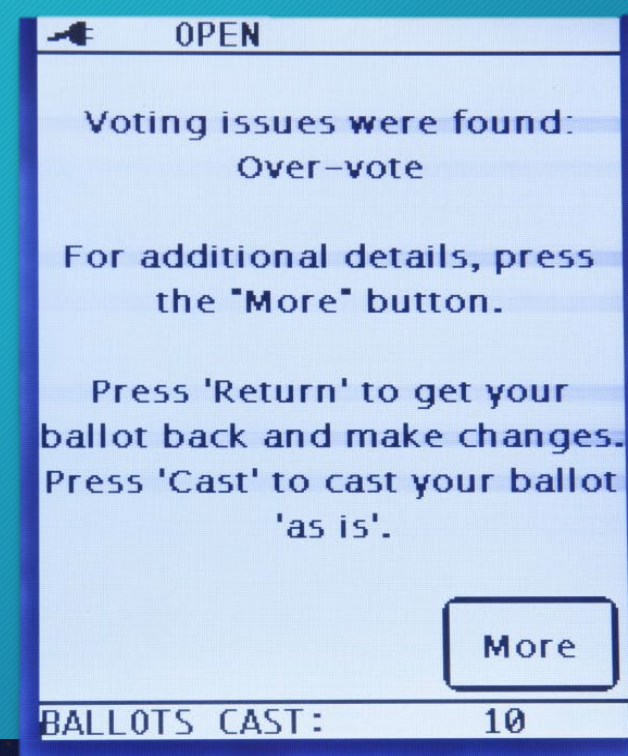
Reference Chair books will contain explanations to help explain the issue in the case of a rejection

TABULATOR REJECTIONS



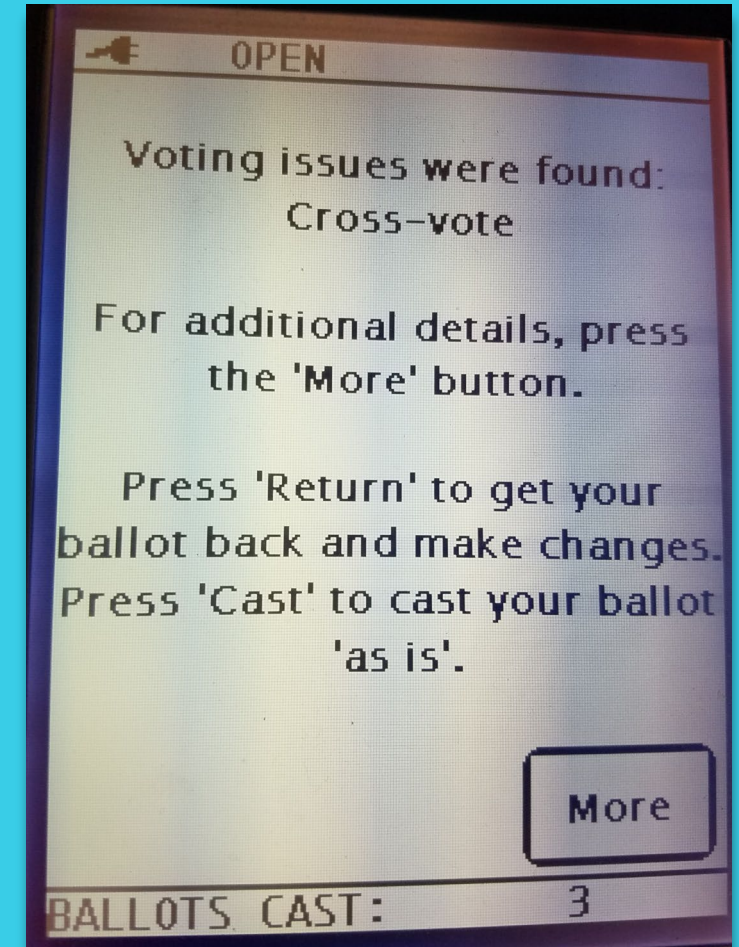
TABULATOR REJECTIONS

- Over-voted Ballot: Voter has selected more options than the contest allows for
- The voter has two options available:
 - Cast: Ballot will be cast as is and only valid votes will be counted
 - Return: Ballot is returned to voter to allow for changes to be made or ballot spoiled
- If the ballot is cast, no votes are counted in the over-voted races



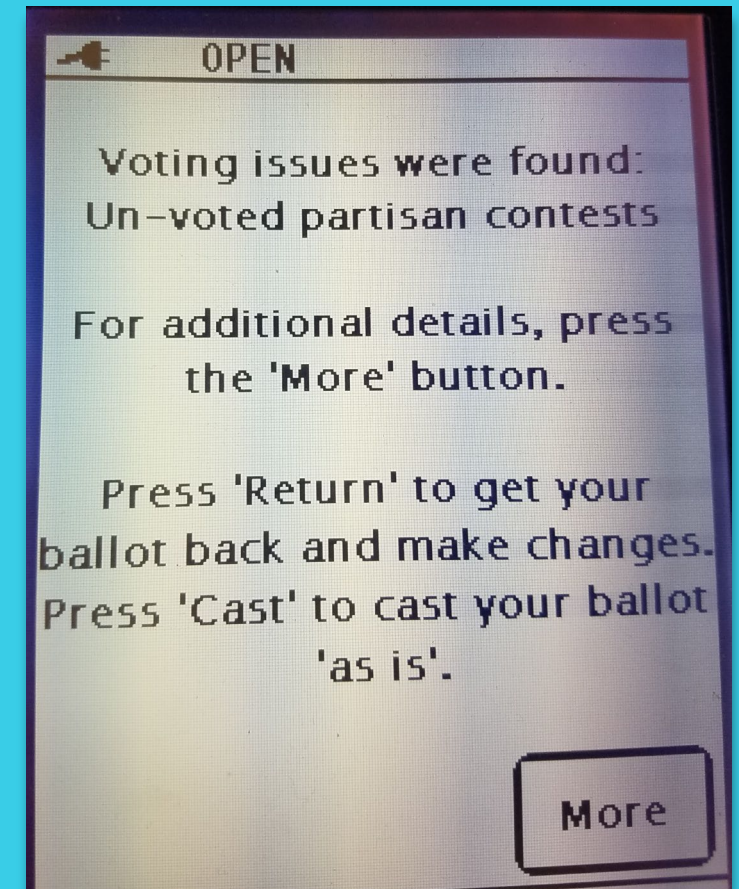
TABULATOR REJECTIONS

- Cross-voted Ballot: Voter has selected candidates from more than one party
- The voter has two options available:
 - Cast: Ballot will be cast as is and only valid votes will be counted
 - Return: Ballot is returned to voter to allow for changes to be made or ballot spoiled
- If the ballot is cast, no votes will be counted in any partisan race



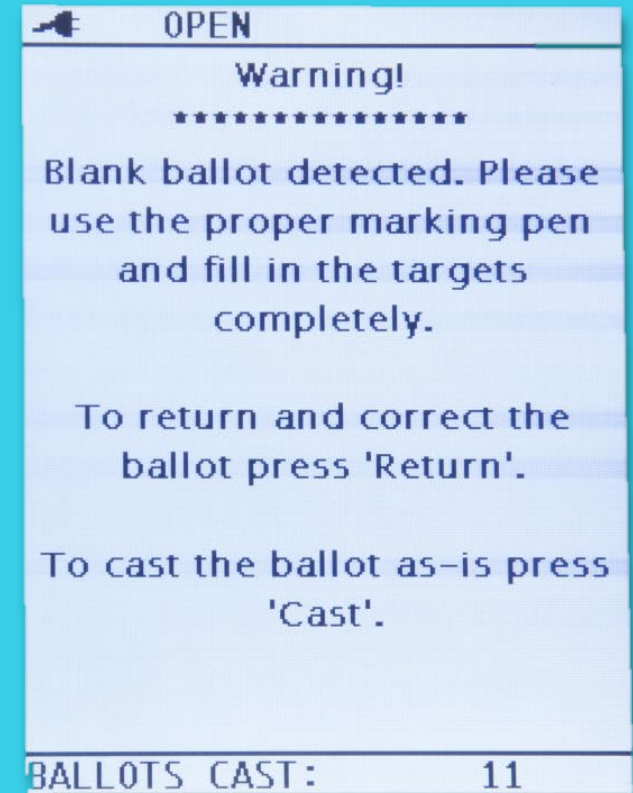
TABULATOR REJECTIONS

- Un-voted partisan contests: Voter has not voted in any partisan contests
- The voter has two options available:
 - Cast: Ballot will be cast as is
 - Return: Ballot is returned to voter to allow for changes to be made or ballot spoiled
- If the ballot is cast, votes will count. This is really just a reminder that will make voters mad.



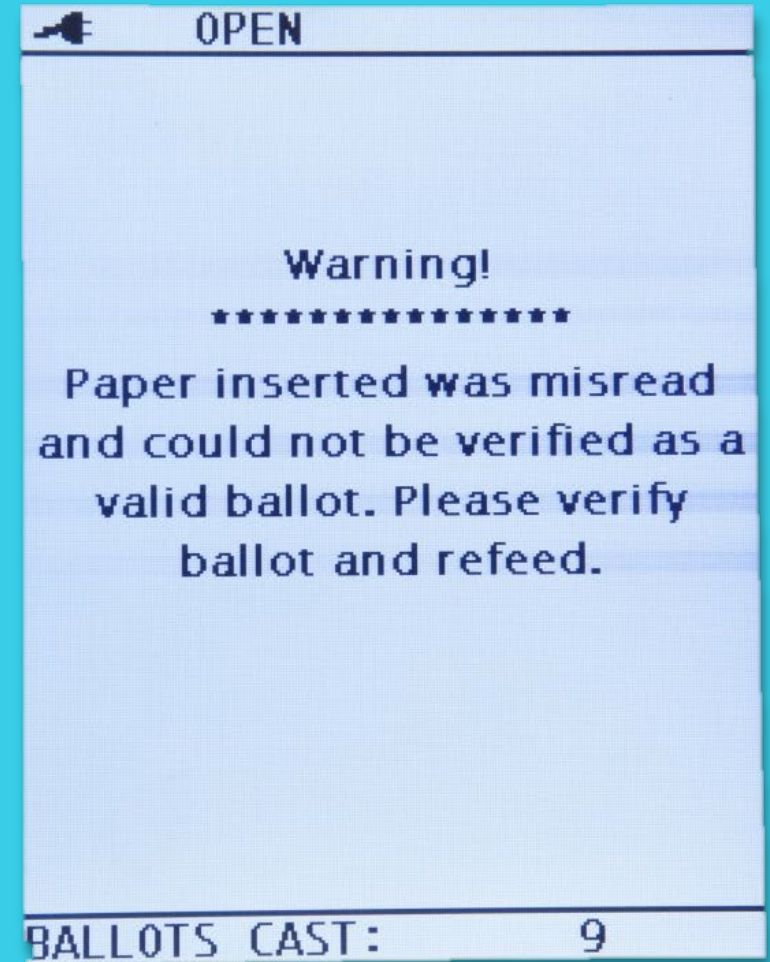
TABULATOR REJECTIONS

- Blank ballot: Voter has not made any selections
- The voter has two options available:
 - Cast: Ballot will be cast as is
 - Return: Ballot is returned to voter to allow for changes to be made or ballot spoiled
- If the ballot is cast, no votes will be tabulated, but it will count as a ballot cast.



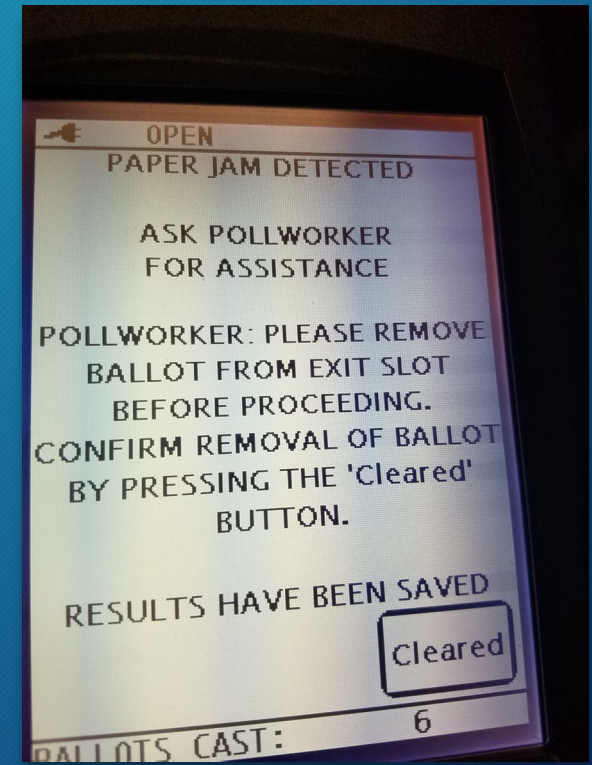
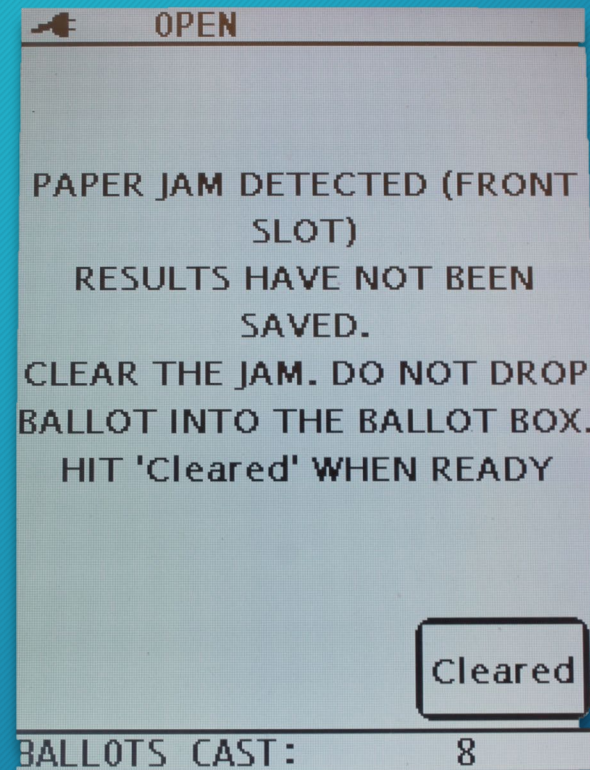
TABULATOR REJECTIONS

- Ballot misread: Tabulator doesn't recognize the ballot
- The ballot will kick back out almost immediately and the ICP will offer no options.
- Have voter insert the alternate end of the ballot or flip the ballot over to try again. If ballot is truly defective, ballot will need to be properly spoiled and a new ballot issued to the voter.




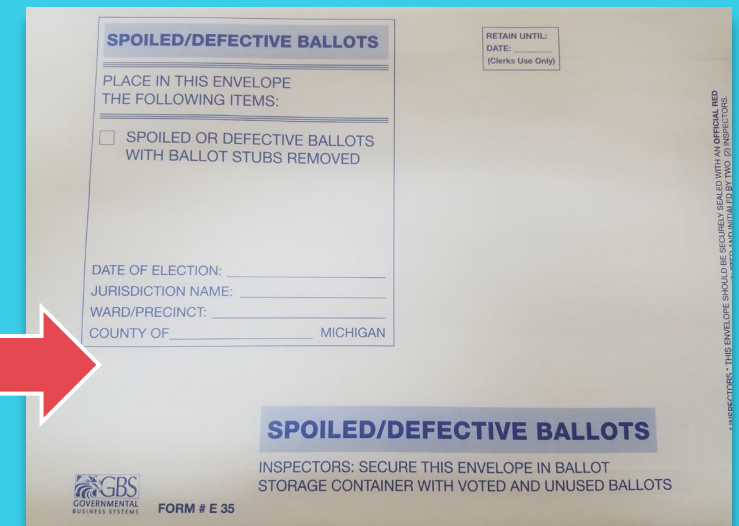
TABULATOR JAM

- Can happen at three points
 - Input/Front slot
 - Exit slot
 - Diverter slot
- Two workers/two parties
- Have the results been saved?
- Must hit *Cleared*



SPOILED BALLOTS

- Instruct the voter to return the ballot to the secrecy sleeve and return to the EPB station
 - Move this voter to the front of any line that exists
- Write SPOILED across the header of the ballot
- Place the ballot and stub in the envelope for  this purpose
- EPB inspector spoils ballot in the system and issues a new ballot to the voter
- Find the voter's physical application, cross out the original ballot number and write in the new number



The image shows a form titled "SPOILED/DEFECTIVE BALLOTS" used for reporting spoiled or defective ballots. The form is divided into several sections:

- Header:** "SPOILED/DEFECTIVE BALLOTS" in a blue box.
- Retention:** "RETAIN UNTIL: DATE: (Clerks Use Only)" in a small box.
- Instructions:** "PLACE IN THIS ENVELOPE THE FOLLOWING ITEMS:"
- Checklist:** A checkbox labeled "SPOILED OR DEFECTIVE BALLOTS WITH BALLOT STUBS REMOVED".
- Fields:** "DATE OF ELECTION:", "JURISDICTION NAME:", "WARD/PRECINCT:", and "COUNTY OF _____ MICHIGAN".
- Footer:** "SPOILED/DEFECTIVE BALLOTS" in a blue box, "INSPECTORS: SECURE THIS ENVELOPE IN BALLOT STORAGE CONTAINER WITH VOTED AND UNUSED BALLOTS", and "FORM # E 35".

A red arrow points from the text "this purpose" in the list to the form.

SPOILED BALLOTS

Processing a Spoiled Ballot

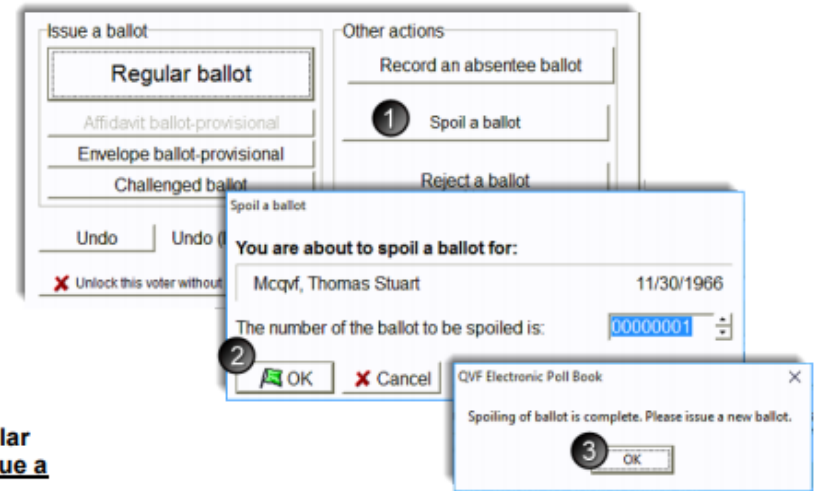
A voter may request a new ballot if needed and a new ballot must be issued, no matter how many times the voter requests a new one. The voter should write "SPOILED" at the top of their ballot, remove the ballot stub, and place in the Spoiled Ballot Envelope. The *Application to Vote* should be changed to note the new ballot number. In addition, the new ballot must be recorded in the EPB software.

To spoil a ballot:

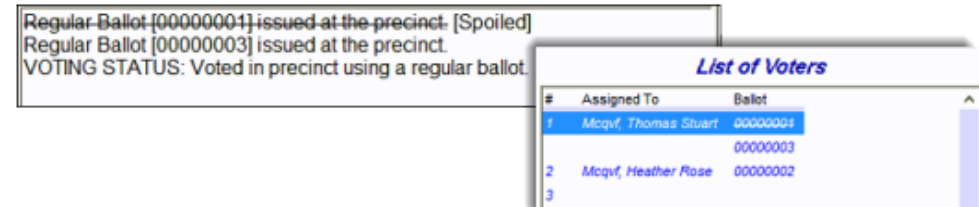
Pull the voter's record up in the EPB software by typing the voter's name into the DLN/Name field, entering the last name first, select the voter's name, click Lock this Voter Record and:

1. Click Spoil a ballot
2. Click OK – the software will automatically enter the ballot number you are spoiling.
3. Click OK

After the ballot is spoiled, the regular ballot process must be used to issue a new ballot to the voter.



Once the process is complete, verify the recording was done properly by looking at the Voter Status screen and the List of Voters.



DEFECTIVE BALLOTS

- Same process, but replace SPOILED with DEFECTIVE

SPOILED/DEFECTIVE BALLOTS

PLACE IN THIS ENVELOPE
THE FOLLOWING ITEMS:


SPOILED OR DEFECTIVE BALLOTS
WITH BALLOT STUBS REMOVED

DATE OF ELECTION: _____
JURISDICTION NAME: _____
WARD/PRECINCT: _____
COUNTY OF _____ MICHIGAN

RETAIN UNTIL:
DATE: _____
(Clerks Use Only)

SPOILED/DEFECTIVE BALLOTS

INSPECTORS: SECURE THIS ENVELOPE IN BALLOT
STORAGE CONTAINER WITH VOTED AND UNUSED BALLOTS

 **FORM # E 35**

INSPECTORS: THIS ENVELOPE SHOULD BE SECURELY SEALED WITH AN OFFICIAL RED
STAMP AND INITIALED BY TWO (2) INSPECTORS.

EXPOSED BALLOTS

- If a voter deliberately shows any person in the polling places how they voted, the ballot is declared void and is rejected
 - Exception: Minor children, who may accompany the voter into the booth
- Write REJECTED FOR EXPOSURE across the header
- Place the ballot in an envelope and write the reason for rejection
- EPB inspector rejects ballot in the system
- Voter does not get a new ballot

Two inspectors of different political parties must assist the voter

A voter may designate a person to assist them

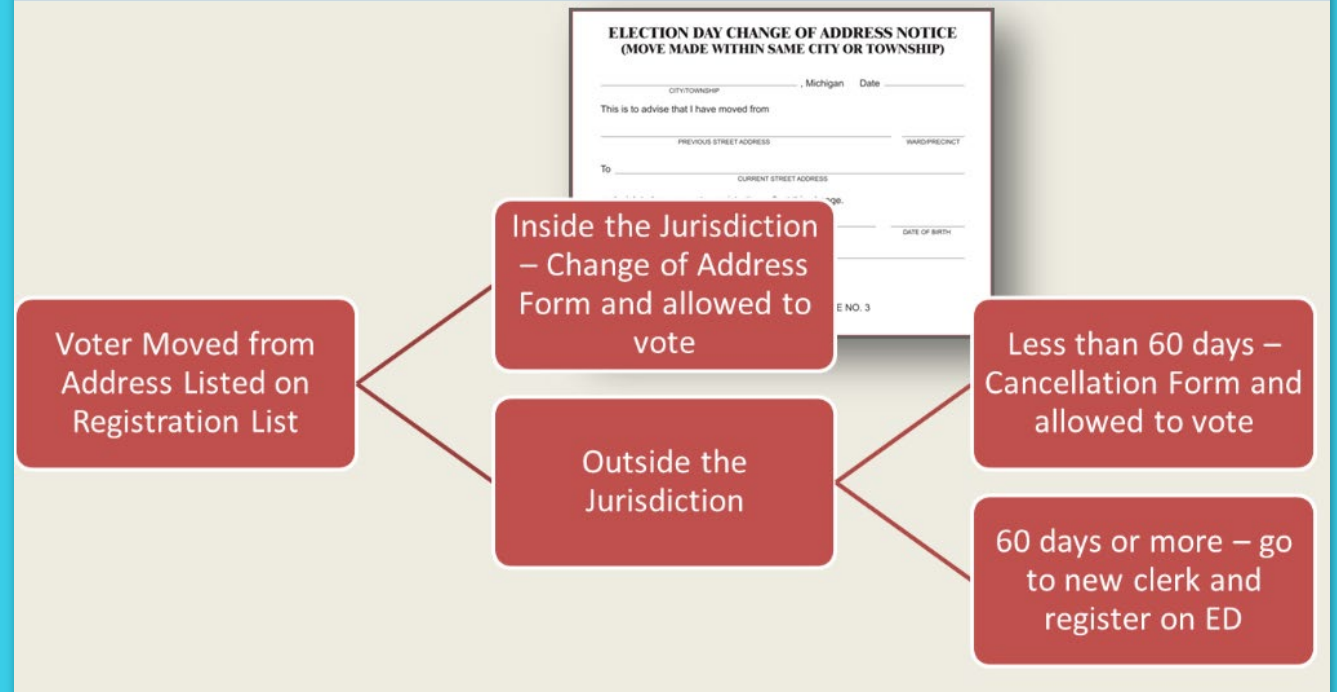
Must not be the voter's employer, agent of their employer or agent of their union

Complete record of the assistance must be made on the remarks page

VOTERS REQUESTING ASSISTANCE

VOTERS THAT HAVE MOVED

Polling Place Process Changes Voters Who Have Moved



Handling Missing Voter Registrations

(or: Calling the Clerk's Office When you Have Questions)


REASONS FOR MISSING REGISTRATIONS

The voter is in the wrong precinct

The voter's record is lost or misfiled

The voter's registration has been canceled

The voter is not yet registered



HANDLING MISSING REGISTRATIONS

1

Confirm that the voter is in the right precinct. Check the OTHER tab in the EPB

2

Call the Clerk

Unregistered voters can still register on Election Day.

OTHER PRECINCTS

Missing Voters

Other Tab

The EPB software gives election inspectors the ability to look up voters throughout the jurisdiction, not just in the precinct they are working. If the voter does not pop-up after look up, click on the **Other** tab. If the voter is registered to vote within the jurisdiction, click on their name and view their polling location. Explain to the voter that they are registered in a different polling location and/or precinct and direct them to the appropriate location. Be sure to click back to the **This Precinct** tab before processing the next voter.

The screenshot displays two overlapping windows from the 'QVF Electronic Pollbook' application. The background window shows a 'Voter Search' interface with the search criteria 'DLN / Name: MCQVF, V' and a search button. Below the search bar, there are tabs for 'This Precinct', 'Other', and 'Unlisted'. The 'Other' tab is selected, and a list of voters is shown with 'MCQVF, Vivian Ann' highlighted. The foreground window shows the 'Voter Details' for this voter, including their name, address, gender, and polling location. A 'Lock this voter record' button is visible, along with a 'General Remarks' field and a 'VOTING STATUS' field.

Voter Search

Election: 2/28/2012 - PRESIDENTIAL PRIMARY - PAW PAW TOWNSHIP

DLN / Name: MCQVF, V Search

This Precinct Other Unlisted

These voters are located within the

Voter Name

0 matching voters

Voter Search

Election: 2/28/2012 - PRESIDENTIAL PRIMARY - PAW PAW TOWNSHIP Precinct: 00001

DLN / Name: MCQVF, V Search

This Precinct Other Unlisted

These voters are located outside of the selected (inner precinct):

Voter Name	DOB
MCQVF, Vivian Ann	11/8/1973

1 matching voters

Voter Details

Name: MCQVF, VIVIAN ANN DOB: 11/8/1973

Address: 51495 COUNTY ROAD 855 Precinct: 00003
PAW PAW MI 49079 Ballot Style: 00001

Gender: F

Polling Location: Perm Temp Reg. Date: 2/28/195
PAW PAW TOWNSHIP HAL 116 N. GREENPIS ST. EM. Reg. Date: 3/30/195
PAW PAW MI 49079 Geograp

If you need to perform an action for this voter, such as issuing or spoiling a ballot, then you must first LOCK THIS VOTER by clicking this button:

Lock this voter record

If you do not LOCK this voter, then you cannot perform any actions for this voter, and no changes will be recorded for this voter.

General Remarks

VOTING STATUS: Did not vote in precinct.

ELECTION DAY REGISTRATION

Clerk or Deputized staff member must be available at the Clerk's Office for Voter Registration Services with access to the QVF system

Voter Registration Receipt

- Use to create a voter in EPB
- Unlisted Tab

Clerk's Office Voter Registration Receipt

[clerk address]

Registration approved by: _____

[election date] Election

The following voter was registered to vote on [reg date] and should be issued a [reg/ch] ballot:
[voter name and address]

Note to election inspector:

The voter listed on this receipt registered to vote with the local clerk today or within the last 14 days

- Have the voter sign and detach the Application to Vote below.
- If the voter is not found in the ePollbook, you must add them to the Unlisted Tab.
- Be sure to enter the voter's First and Last Name, and the Voter's ID number by scanning the bar code or typing in the number on the Application to Vote below.

[wording 1 for Challenged ballot]

Prepare the ballot as Challenged.

CH

1. Write the ballot number in pencil on the upper left-hand corner of the ballot, being sure to avoid any barcodes or timing marks (**not** on the ballot stub).
2. Conceal this number with a small piece of white paper taped over the number.
3. Use the Challenged ballot button to enter the voter's ballot number into the ePollbook. If your precinct has more than one ballot style, issue the ballot style noted below.
4. The voter will then vote the ballot and place the ballot in the tabulator as usual.

[wording 2 for Regular ballot]

Issue the voter a Regular ballot with the ballot style noted below.

Retain this receipt in the local clerk envelope.

Application to Vote

[ward/pct number]
[bar code]

[election date mm/dd/yyyy]

Ballot Style: [populate]

Ballot No: _____

Voter No: _____

Inspector Initials: _____

I certify that I am a United States citizen and a registered and qualified elector in this precinct and hereby make application to vote at this election

Sign

[voter name/address/DOB]

Election Inspector: Have voter sign and place with other Applications to Vote.

CHALLENGED VOTERS

Challenged Voters

If a voter is challenged by a Challenger the voter must be issued a Challenged ballot and that Challenged ballot must be recorded in the EPB. Please note, the Challenge must be directed to the chairperson and all steps must be carried out prior to issuing the challenged ballot. Follow the instructions below to issue a challenged ballot in the EPB software.

To issue a Challenged ballot:

Pull the voter's record up in the EPB software, lock it in if necessary and:

1. Click Challenged ballot
2. Verify the ballot number being issued is correct or enter the ballot number and Click OK

Important note: The ballot number must be written on the physical ballot and covered with a piece of paper or post-it tape. In addition, full documentation of the challenge must be recorded in the paper binder pollbook.

The screenshot shows the EPB software interface. On the left, under 'Issue a ballot', there are buttons for 'Regular ballot', 'Affidavit ballot-provisional', 'Envelope ballot-provisional', and 'Challenged ballot'. A red circle with the number '1' is placed over the 'Challenged ballot' button. Below these buttons are 'Undo' buttons and a red 'X' icon with the text 'Unlock this voter with...'. On the right, under 'Other actions', there are buttons for 'Record an absentee ballot', 'Spoil a ballot', and 'Reject a ballot'. A dialog box is open in the foreground, titled 'Issue a ballot'. It contains the text 'You are about to issue a Challenged Ballot to:' followed by the name 'Mcqvf, Raleigh Grant' and the date '10/8/1958'. There is a checkbox for 'VAT Ballot' which is unchecked. Below this, it says 'This ballot number will be assigned:' followed by a text box containing '00000004' and a dropdown arrow. At the bottom of the dialog are 'OK' and 'Cancel' buttons. A red circle with the number '2' is placed over the 'OK' button.

PROVISIONAL ENVELOPE BALLOTS

Make note in the Remarks section of the EPB that a Provisional Envelope Ballot was processed. This will cause an imbalance between the number of Applications to Vote, number of Voters processed in the EPB and number of ballots tabulated.



election inspector review checklist



Review the information provided by the voter for completeness. Verify the voter:

- completed the affidavit & voter registration form on the back of this envelope
- is in the correct precinct or refuses to go to the correct precinct
- registered prior to the close of registration

Then answer these questions:

1. Did the local clerk confirm the voter is not registered in another precinct in the jurisdiction? Yes No

2. Did the voter provide an approved picture ID? Yes No
If so, indicate the allowable type & enter the number or description:

- MI driver's license or PID _____ ID number or describe
- Other federal, state, or tribal government issued picture ID _____
- Student picture ID issued by a university, college, or high school _____

3. Did the voter confirm his or her address with the ID listed above in #2? Yes No

If no, could the voter confirm his or her address with a current utility bill, bank statement, paycheck, or any other government document? Please describe: _____

4. Were all answers above Yes? Yes No

For Clerk's Use Only:

- Not Counted: Reason
- Original application rejected
 - Registration after deadline
 - Cancelled
 - Unreadable/Incomplete
 - No ID provided w/in 6 days
 - No residency confirmation w/in 6 days
 - Voted out of precinct

- Counted: Reason
- Reactivated
 - Registered
 - Provided ID
 - Residency confirmed

Action

- Registered
 - Notice sent on _____
- Initials of processor:** _____

Comments: _____

*****The form should be printed or pasted on to an envelope for use in the precinct. *****

election inspector - issuing a ballot - determining the correct type

If you answered **YES to Question 4**, issue an Affidavit ballot:

- Prepare the ballot as Challenged by writing and concealing the ballot number on the ballot
- Enter voter and issue the ballot in the (e)Pollbook as an affidavit ballot
- Complete the election inspector record below
- Give voter the **Notice to Voter**
- The voter votes and puts their ballot in the tabulator
- Place this empty envelope in the *Provisional Ballot Storage Envelope*

If you answered **NO to Question 4**, issue an Envelope ballot:

- Prepare the ballot as Challenged by writing and concealing the ballot number on the ballot
- Enter voter and issue the ballot in the (e)Pollbook as an envelope ballot
- Complete the election inspector record below
- Instruct voter to place the ballot in the secrecy sleeve and then this envelope after voting, the **ballot must NOT be tabulated today** and must be returned to an election inspector
- Give voter the **Notice to Voter**
- Allow voter to vote
- Seal the ballot inside this envelope
- Place this envelope in the *Provisional Ballot Storage Envelope*

election inspector record

Issued: Affidavit ballot OR Envelope ballot Voter # _____

Election date: _____ Pct # _____

Initials of inspector sealing this envelope (if ballot enclosed) _____

other envelope ballot reasons - affidavit and voter registration form NOT required

- Voter Name _____ Voter # _____
- Elector subject to federal ID requirement unable to produce an acceptable form of ID
 - Elector produced picture ID to satisfy the Michigan voter identification requirement; questions over the elector's identity remained after inspection of the picture ID

State of Michigan Provisional Ballot Form and Voter Registration Form

Attention voter: If your name was not found on the list of registered voters and you were unable to produce a receipt verifying registration, you must complete the following affidavit and voter registration form in the correct precinct.

voter affidavit (required)

I, _____, affirm that I am a resident of:

- city _____
- township _____

at the address provided. I affirm that I submitted a voter registration application on or before the close of registration for the election at hand. By signing this affidavit, I swear/affirm that the above statements are true.

Signature of Voter:

Signature of Election Inspector witnessing:

An individual who provides false information in this affidavit is guilty of perjury, which is punishable by a fine of up to \$1,000 and/or imprisonment for up to 5 years.

registration information (required)

I registered to vote on:

_____ approximate date

at the location or with the following form below:

- Mail-in registration form
- Secretary of State branch office
- Secretary of State "Renewal by Mail"
- ExpressSOS.com
- Designated voter registration agency
- County, city or township clerk's office

Next, complete the voter registration application to the right. ➡

*****The form should be printed or pasted on to an envelope for use in the precinct. *****

qualifications

- Are you a citizen of the United States of America? yes no
- Will you be at least 18 years of age on or before election day? yes no

If you are not a US citizen, do NOT complete this form

Michigan driver license/state personal ID #

____-____-____-____-____-____

If you do not have a Michigan driver license or personal ID card, provide the last four digits of your Social Security number:

X X X - X X - ____

- I do not have a valid Michigan issued driver license, a Michigan personal ID card, or a Social Security number.

personal information *required information

last name* first* middle suffix male female

address where you live - house number and street/road* Apt/Lot #

city* zip date of birth*

phone email

mailing address (if different than residential address)

city state zip

signature

I certify that:

- I am a citizen of the United States.
- I will be at least 18 years of age by election day.
- I am a resident of the State of Michigan and will be at least a 30-day resident of my city or township by election day.
- I authorize the cancellation of any previous registration.

The information I have provided is true to the best of my knowledge under penalty of perjury. If I have provided false information, I may be subject to a fine or imprisonment or both under federal or state laws.

X signature date

PROVISIONAL ENVELOPES

OTHER: PHOTOS

- Changes stem from a case re: ballot photos & cell use
- Under settlement, SoS agreed:
 - Laws re: exposing your ballot don't apply to photos shared outside of the 100-foot buffer
 - To issue new instructions permitting voters to take photos of their own ballot, in a voting booth
 - No other pictures - no other locations

USE OF CAMERAS, CELL PHONES AND RECORDING EQUIPMENT IN THE POLLS

While in the voting booth only, voters may use a camera or cell phone to take a photograph of their voted ballot.

Otherwise, the use of video cameras, still cameras and recording devices by voters, challengers and poll watchers is prohibited in the polls during the hours the polls are open for voting. (This includes the video camera, still camera and recording features built into many cell phones and other electronic devices.)

-
- Voters may use cell phones while waiting in line at the processing table if not disruptive to the voting process.
 - Voters must not use cell phones after entering a voting station, except for informational purposes or for taking a photograph of their voted ballot as described below:
 - They may take a photograph only of their ballot and only while in the voting booth.
 - Must direct their camera at the ballot and within the voting booth (voters should leave the ballot flat on the table).
 - Must not take pictures of their ballot outside the voting booth, and must not take pictures of themselves, other voters, other voters' ballots, or anything else within the voting area.
 - Must not share an image of their ballot (including on social media or by other electronic means) until they are at least 100 feet away from any doorway used by voters to enter the building in which a polling place is located.

OTHER: CAMPAIGNING

Must take place 100+ feet from the building entrance.

It is:

- Buttons, clothing, signs bearing campaign or candidate information
- Solicitation and petition-gathering

It is not:

- Materials bearing the names of an organization or of a candidate whose name is not on the ballot
- Exit pollsters - these have a 20' limit and we will tell you in advance

OTHER: CAMPAIGNING

Must take place 100+ feet from the building entrance.

It is:

- A shirt advocating a yes/no on a proposal.
- A Candidate hat.
- A “Vote for [candidate]” button.

It is not:

- A shirt with a Bible verse on it.
- A BLP or City hat.
- A “Vote to protect the Earth” button.

OTHER: CHALLENGERS

Challengers are appointed by parties or third-party groups. They must be registered to vote in Michigan and must possess credentials.

They can:

- Observe the processing of voters and ballots in precincts and absent voter counting boards from within the voting area
- Examine all equipment, forms and records
- Challenge a person's qualifications to vote
- Challenge the actions of election inspectors
- Serve in more than one precinct (no more than two per precinct and one at an AV counting board)

They can not:

- Be a candidate (Precinct Delegate is fine)
- Be an inspector
- Campaign

OTHER: POLL WATCHERS

They are interested in observing the election process and do not have to be appointed or be registered to vote

ELECTION CHALLENGERS AND POLL WATCHERS: SUMMARY OF RIGHTS AND DUTIES

	Challengers	Poll Watchers
Must carry credentials issued by appointing authority.	Yes	No
Must be registered to vote in Michigan.	Yes	No
Has the right to challenge a person's eligibility to vote.	Yes	No
Has the right to challenge the actions of election inspectors.	Yes	No
May stand or sit behind processing table.	Yes	No – must remain in public area.
Has the right to look at the (e)Pollbook and other election materials.	Yes	Yes – but only as permitted by precinct board and when voting process will not be delayed.
May handle the (e)Pollbook and other election materials.	No	No
May use a video camera or recording device in polling place.	No	No
May use a cell phone, tablet, laptop, or other electronic device in polling place.	Yes – if not disruptive.	Yes – if not disruptive.
May wear clothing, button, arm band, vest, etc. that identifies organization he or she represents.	No	No
May place tables in the polls.	No	No
Has the right to approach and question voters.	No	No
Can offer assistance to voters.	No	No
May remain in the polling place until the election inspectors complete their work.	Yes	Yes
May obtain the vote results generated in the precinct after the polls close.	Yes	Yes

PROCESSING WRITE-IN VOTES

- Declaration of Intent filed by 4:00 p.m. on the 2nd Friday preceding the election.
- Election Inspector can not provide write-in candidates to a voter. Refer the voter to the Clerk for assistance.
- A write-in vote cast for an individual who has not filed a Declaration does not count.
- The office and/or party on the Declaration must match the office or party for which the write-in vote was cast in order to count. Party is during a primary election.
- Board of Canvassers will make final determination if a name variation is valid and countable.
- Board of Canvassers will make final determination if a candidate is elected to office sought.

PRESS FIRMLY!
YOU ARE MAKING 3 COPIES

DETACH ONLY THE WHITE AND PINK COPIES AT PERFORATIONS

DECLARED WRITE-IN CANDIDATES ONLY

Ward # — **WRITE-INS ONLY** OPTICAL SCAN **STATEMENT OF VOTES**

Precinct # 1 Name of City, Township, Village or School District: Ellington Date of Election: _____

CANDIDATE'S NAME	OFFICE	PARTY	TALLY OF VOTES										TOTAL WRITE-IN VOTES		
			5	10	15	20	25	30	35	40	45	50			
John Smith	Trustee	Republican													12
Jon Smith	Trustee	Republican													5
J. Smith	Trustee	Republican													7
Smith	Trustee	Republican													8
Smth	Trustee	Republican													1

There may be write-ins to check for in February

- Polls close at 8 p.m. - voters in line at 8 p.m. get to vote
- All totals must be reconciled:
 - Applications to vote
 - Number of voters
 - Public counter on ICP
- Close the tabulator (chairs have instructions)
- Sign all tapes

CLOSING THE POLLS

- Remove **all ballots** from the ballot box
 - Write-in area and auxiliary
- Complete final page of poll book (signatures)
- Voted ballots go into the canvas bag
- All other election forms and materials go into the black transfer case
- EPB: finalize ballot summary, save all reports

CLOSING THE POLLS

EPB BALLOT SUMMARY

Ballot Summary Report

Close

NUMBER OF BALLOTS DELIVERED TO PRECINCT:

3 A: Number of unvoted ballots delivered to precinct: Delete

Style	Starting No.	Ending No.	Count
▶ 1A	00001001	00001100	100
1B	00000001	00000100	100
VAT	00090001	00090100	100

Total =

4 B: Number of AV return envelopes received by board

C: Total

NUMBER OF BALLOTS AT CLOSE OF POLLS:

5 D: Number of ballots tabulated (Enter Tabulator Public Counter reading)

6 E: Number of AV ballot envelopes delivered to precinct which did not contain a ballot or were not processed

F: Number of ballots reissued to voters who spoiled their ballot at the polling place (spoiled or defective ballots)

G: Number of ballots rejected

7 H: Number of ballots used by election inspectors for ballot duplication

I: Number of provisional envelope ballots issued

8 J: Number of UNUSED BALLOTS: Delete

Style	Starting No.	Ending No.	Count
1A	00001001	00001100	100
1B	00000012	00000100	89
▶ VAT	00090002	00090100	99

9 Preview

CLOSING: MATERIALS

Canvas Bag:


- Voted ballots

Black Transfer Case:

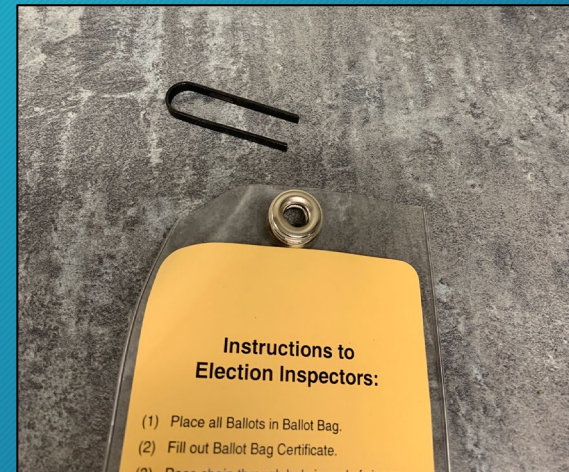
- Sealed canvas bag
- Unvoted ballots
- Sample Ballots
- Spoiled ballot envelope
- Duplicated ballot envelope
- Closing envelopes

Sealing a ballot bag

Ballot Bag



Ballot Bag Certificate




Sealing a ballot bag




Three parts

Zipper
Hood
Metal Insert



Zipped

Zipper end sticks through open slot
in the hood



Inserted

Metal insert then goes through the
zipper end


Sealing a ballot bag



Threaded




Seal



Secured

Ballot Container - Stays in Jurisdiction



- Voted and Unused ballots
- Sample Ballots
- Spoiled ballot envelope
- Duplicated ballot envelope
- Ballot Container Certificate - with seal number of the seal used to secure the container showing through the window
- Seal number also is recorded in the Poll Book on the Certificate of Election Inspectors - Final seal number will be recorded at the Receiving Board

Ballot Container Certificate

Ballot Container Certificate

Date of Election: 8-6-19

Marquette City 5
City, Township, or Village Ward/Pct #

This ballot container contains:

- Voted Ballots
- Unvoted Ballots
- Spoiled Ballot Envelope
- Original Ballot Envelope


We, the undersigned members of the Board of Election Inspectors, certify that the ballot container was properly sealed by affixing seal # 03270 . 5054207

[Signature] X [Signature] X
Signature of member who sealed/verified the ballot container. Signature of member who sealed/verified the ballot container.


39717
RA
MOS

Temporary seals will be provided to maintain chain of custody. This will eliminate crossing out seal numbers on the certificate.


Sealing a ballot bag



Zipped together



Seal - both eyes



Insert here

- This final process must be completed by two workers of different parties and attested to in the Poll Book, Statements of Votes and Container Certificates

CLOSING THE POLLS

- A precinct will very likely be deemed “unrecountable” due to:
 - Missing Signatures
 - Imbalanced numbers
 - Containers being incorrectly sealed

CLOSING THE POLLS

QUESTIONS???

